

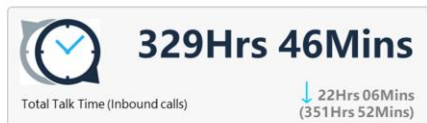
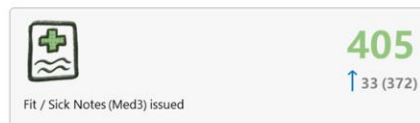

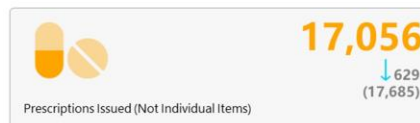


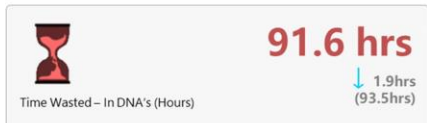








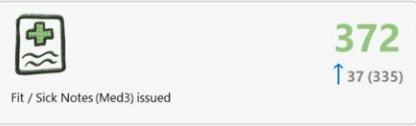
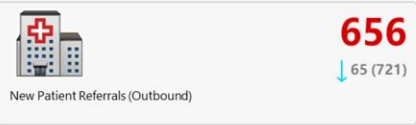

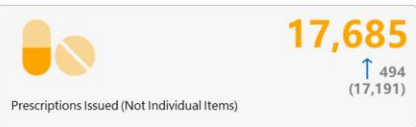

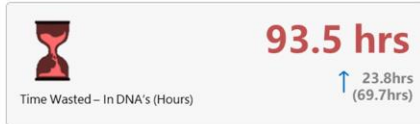




DECEMBER 2023 STATISTICS

 <p>Total Registered Patients</p>	<p>20,775</p> <p>↓ 46 (20,821)</p>	 <p>Appointments - Total</p>	<p>8,219</p> <p>↓ 1,702 (9,921)</p>
 <p>Newly Registered Patients</p>	<p>71</p> <p>↓ 56 (127)</p>	 <p>Appointments - DNA (DID NOT ATTEND)</p>	<p>292</p> <p>↓ 95 (387)</p>
 <p>Deductions</p>	<p>111</p> <p>↓ 5 (116)</p>	 <p>Time Wasted - In DNA's (Hours)</p>	<p>70.4 hrs</p> <p>↓ 21.2hrs (91.6hrs)</p>
 <p>Births Last Month</p>	<p>9</p> <p>↓ 3 (12)</p>	 <p>Cost to NHS for time wasted</p>	<p>£8,760</p> <p>↓ £2,850 (£11,610)</p>
 <p>Prescriptions Issued (Not Individual Items)</p>	<p>16,054</p> <p>↓ 1002 (17,056)</p>	 <p>Inbound phone calls</p>	<p>5,421</p> <p>↓ 1,109 (6,530)</p>
 <p>New Patient Referrals (Outbound)</p>	<p>546</p> <p>↓ 244 (790)</p>	 <p>Average Call Length</p>	<p>3 Mins 06Sec</p> <p>↑ 4Sec (3Mins 02Sec)</p>
 <p>Fit / Sick Notes (Med3) issued</p>	<p>321</p> <p>↓ 84 (405)</p>	 <p>Total Talk Time (Inbound calls)</p>	<p>280Hrs 05Mins</p> <p>↓ 49Hrs 41Mins (329Hrs 46Mins)</p>
 <p>Letters Processed</p>	<p>7,187</p> <p>↓ 2,020 (9,207)</p>		

NOVEMBER 2023 STATISTICS



OCTOBER 2023 STATISTICS



SEPTEMBER 2023 STATISTICS



20,814

↑ 7 (20,807)

Total Registered Patients



8,504

↓ 179 (8,683)

Appointments - Total



137

↑ 7 (130)

Newly Registered Patients



273

↓ 3 (276)

Appointments - DNA (DID NOT ATTEND)



130

↑ 4 (126)

Deductions



69.7 hrs

↑ 2hrs
(67.7hrs)

Time Wasted - In DNA's (Hours)



14

(14)

Births Last Month



£8,190

↓ £90 (£8,280)

Cost to NHS for time wasted



17,191

↓ 66
(17,257)

Prescriptions Issued (Not Individual Items)



6,586

↑ 97
(6,489)

Inbound phone calls



721

↑ 59 (662)

New Patient Referrals (Outbound)



2 Mins 45Sec

↑ 1Sec (2Mins 44Sec)

Average Call Length



335

↑ 40 (295)

Fit / Sick Notes (Med3) issued



301Hrs 51Mins

↑ 23Hrs 42Mins
(295Hrs 15Mins)

Total Talk Time (Inbound calls)

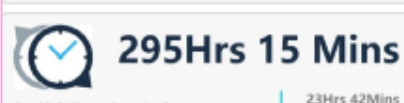






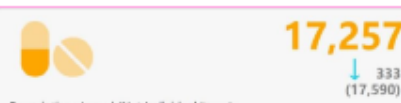






7,752

↓ 640 (8,392)

Letters Processed

AUGUST 2023 STATISTICS



JULY 2023 STATISTICS



Total Registered Patients

20,799

↑ 39 (20,760)



Appointments - Total

8,421

↓ 39 (9,822)



Newly Registered Patients

129

↓ 13 (142)



Appointments - DNA (DID NOT ATTEND)

302

↑ 20 (282)



Deductions

91

↓ 26 (117)



Time Wasted - In DM's (Hours)

74.3 hrs

↑ 2.65hrs
(71.65hrs)



Births Last Month

15

↓ 4 (19)



Cost to NHS for time wasted

£9,060

↑ £600 (£8,460)



Prescriptions Issued (Not Individual Items)

17,590

↓ 221
(17,811)



Inbound phone calls

6,344



New Patient Referrals (Outbound)

705

↓ 198 (903)



Average Call Length

3 Mins 1 Sec



Fit / Sick Notes (Med3) issued

343

↓ 21 (364)



Total Talk Time (Inbound calls)

318hrs 57 mins



Letters Processed

7,178

↓ 894 (8,072)